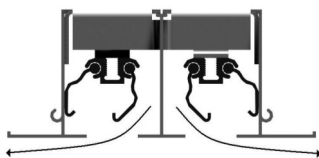
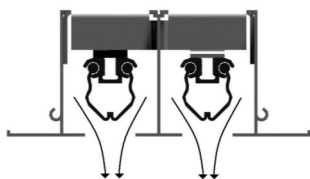
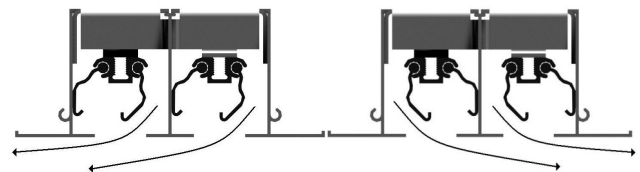


VLN1 600 - 150mm	FULLY OPEN				
NECK TOTAL PRESSURE (Pa)	30	40	50	60	70
1 SLOT, FIXED HORIZONTAL BLOW (19mm each)					
FLOW (l/s)	18	22	26	29	32
THROW (m)	5.34	6.21	7.82	9.09	9.41
2 SLOT, ADJUSTABLE BLOW (19mm each)					
FLOW (l/s) PATTERN A	41	48	53	59	64
FLOW (l/s) PATTERN B	54	62	69	76	82
FLOW (l/s) PATTERN C	41	48	53	59	64
THROW (m) PATTERN A	4.5	4.8	5.1	5.4	5.6
THROW (m) PATTERN B	3.2	3.4	3.6	3.8	3.9
THROW (m) PATTERN C	6.4	6.9	7.3	7.6	7.9
NOISE - NC LEVEL	30	33	35	37	39

VLN1 900 - 200mm	FULLY OPEN				
NECK TOTAL PRESSURE (Pa)	30	40	50	60	70
1 SLOT, FIXED HORIZONTAL BLOW (19mm each)					
FLOW (l/s)	30	37	43	48	53
THROW (m)	5.21	6.84	8.37	9.82	11.18
2 SLOT, ADJUSTABLE BLOW (19mm each)					
FLOW (l/s) PATTERN A	71	82	92	99	108
FLOW (l/s) PATTERN B	85	98	109	120	129
FLOW (l/s) PATTERN C	71	82	92	99	108
THROW (m) PATTERN A	5.5	5.9	6.3	6.6	6.8
THROW (m) PATTERN B	3.9	4.2	4.4	4.6	4.8
THROW (m) PATTERN C	7.8	8.4	8.9	9.3	9.7
NOISE - NC LEVEL	32	35	37	39	41

VLN1 1200 - 250mm	FULLY OPEN				
NECK TOTAL PRESSURE (Pa)	30	40	50	60	70
1 SLOT, FIXED HORIZONTAL BLOW (19mm each)					
FLOW (l/s)	44	54	63	70	77
THROW (m)	4.58	5.45	6.02	6.58	7.31
2 SLOT, ADJUSTABLE BLOW (19mm each)					
FLOW (l/s) PATTERN A	96	111	124	135	146
FLOW (l/s) PATTERN B	118	137	153	168	181
FLOW (l/s) PATTERN C	96	111	124	135	146
THROW (m) PATTERN A	6.4	6.9	7.3	7.6	7.9
THROW (m) PATTERN B	4.5	4.8	5.1	5.4	5.6
THROW (m) PATTERN C	9	9.7	10.3	10.7	11.2
NOISE - NC LEVEL	33	36	38	40	42

VLN1 1500 - 300mm	FULLY OPEN				
NECK TOTAL PRESSURE (Pa)	30	40	50	60	70
1 SLOT, FIXED HORIZONTAL BLOW (19mm each)					
FLOW (l/s)	53	65	75	84	90
THROW (m)	4.77	5.61	6.16	6.75	7.47
2 SLOT, ADJUSTABLE BLOW (19mm each)					
FLOW (l/s) PATTERN A	118	136	151	166	179
FLOW (l/s) PATTERN B	155	179	199	218	236
FLOW (l/s) PATTERN C	118	136	151	166	179
THROW (m) PATTERN A	7.1	7.7	8.1	8.5	8.8
THROW (m) PATTERN B	5	5.4	5.7	6	6.2
THROW (m) PATTERN C	10	10.8	11.5	12	12.5
NOISE - NC LEVEL	34	37	39	41	43


THROW PATTERN A

THROW PATTERN B

THROW PATTERN C

Throw data is taken 25mm below the ceiling on a line through the centre of the diffuser with the damper fully open & an air velocity at 0.25m/s.

Noise Criteria levels apply to a single diffuser mounted in a room having a Sound Absorption of 10dB in octave bands having centre frequencies from 125Hz to 8000Hz (i.e. the difference between Sound Pressure Level (dB re:2 x 10⁻⁵ Pa) and Sound Power Level (dBW re: 10⁻¹² watts) is equal to 10dB). These levels represent only the noise generated by the diffuser and do not take into account any duct-borne noise.

Diffusers are factory set for a minimum of 30% of the maximum flow levels reflected above. It should be noted that minimum diffuser air flow settings are approximate & may require to be reset on site to compensate for actual site system pressures.

Performance Data applies to Standard Air having a density of 1.2 kg/m³.